

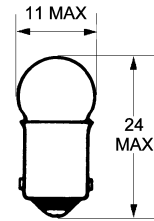



SE-SFC-1-1004

# TUBULAR TYPE INCANDESCENT LAMPS

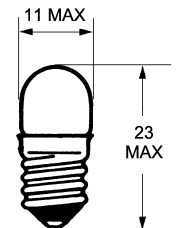
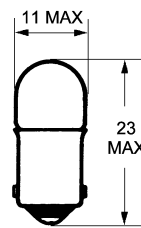
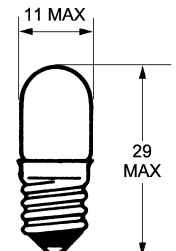
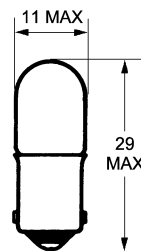
## G-10 WITH BA9S/E-10 CAPS

Volts	Amps	Average Life (Hrs.)	Filament Shape
6.3	0.150	2,000	C-2R
8.0	0.150	2,000	C-2R
12.0	0.110	2,000	C-2R
18.0	0.110	1,000	C-2V
24.0	0.110	1,000	C-2V



## T-10 WITH BA9S/E-10 CAPS

Volts	Watts	Average Life (Hrs.)	Filament Shape
12	1	2,000	C-2V
12	2	2,000	C-2V
24	1	2,000	C-2F
24	2	2,000	C-2F
24	3	2,000	C-2F
36	2	2,000	C-2F
36	3	2,000	C-2F
48	2	2,000	C-2F
48	5	2,000	C-7A
48	3	2,000	C-7A
60	2	2,000	C-7A
60	3	2,000	C-7A
80	3	2,000	C-7A
80	4	2,000	C-7A
130	1.9	2,000	C-10
130	2.6	2,000	C-10
160	2	2,000	C-10
220/240	3	2,000	CC-10



## T-13 with E-12 Cap

Volts	Amps	Average Life (Hrs.)	Filament Shape
6	0.110	2,000	C-2V
8	0.110	2,000	C-2V
18	0.110	1,000	C-2F
24	0.110	1,000	C-2F
30	0.110	1,000	C-2F
110/130	3W	1,000	C-10
220/240	5W	1,000	C-10

