
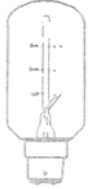

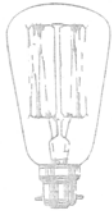
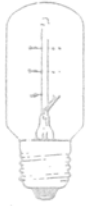




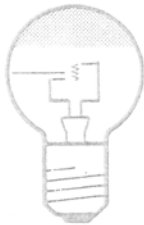

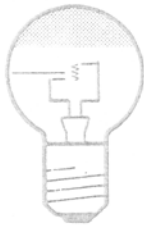

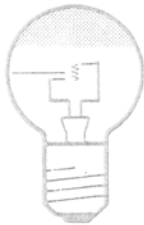

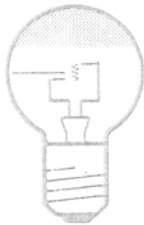




# Marine/Navigation Lamps

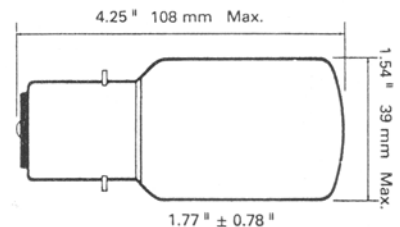
		LAMP REFERENCE	VOLTS	WATTS	CAP	FIGURE NUMBER
 <b>Fig 1</b>	 <b>Fig 2</b>	1212U	12	10 (12cd)	Bay 15d	Fig 1
		2412U	24	10 (12cd)	Bay 15d	Fig 1
		1230U	12	25 (30cd)	Bay 15d	Fig 1
		2430U	24	25 (30cd)	Bay 15d	Fig 1
 <b>Fig 3</b>	 <b>Fig 4</b>	2450Z	24	40 (50cd)	B22d	Fig 2
		2250Z	220	65 (50cd)	B22d	Fig 2
		SM85	220	85 (65cd)	B22d	Fig 2
 <b>Fig 5</b>	 <b>Fig 6</b>	2450C	24	40 (50cd)	P28S	Fig 3
		1150C	110	60 (50cd)	P28S	Fig 3
		2250C	220	65 (50cd)	P28S	Fig 3
 <b>Fig 7</b>	 <b>Fig 8</b>	Squirrell Cage	110	40 or 60	B22d	Fig 4
		Squirrell Cage	220	40 or 60	B22d	Fig 4
 <b>Fig 9</b>	 <b>Fig 10</b>	79826	220	(65cd)	E27	Fig 5
		IODE	120	500	GES	Fig 6
		IODE	120	1000	GES	Fig 6
		IODE	240	500	GES	Fig 6
		IODE	240	1000	GES	Fig 6
 <b>Fig 9</b>	 <b>Fig 10</b>	CP41	120/220/240	2000	G38	Fig 7
		CP43	120/220/240	2000	GY16	Fig 8
 <b>Fig 9</b>	 <b>Fig 10</b>	Aldis Signal	11	60	P30d	Fig 9
		Aldis Signal	24	60	P30d	Fig 9
 <b>Fig 9</b>	 <b>Fig 10</b>	Crown Silver 570B	24	500	E40	Fig 10



# Navigation Bulbs

TYPE USA	TYPE	PACK	Voltage	Watts	Filament	Light Intensity (in C.D)
	30.28.381		24	40	C-8	60
	30.28.908		110	60	C-7A	60
	30.28.956		220	65	C-7A	60

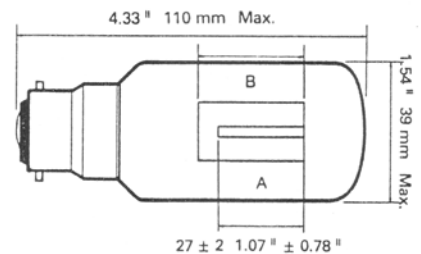
PREFOCUS (USA)  
P28S/33 (EUROPEAN)



L.C.L. 1.77" ± 0.08" / 45 ± 2 mm

TYPE USA	TYPE	PACK	Voltage	Watts	Filament	Light Intensity (in C.D)
	30.22.333		12	24	A	18
	30.22.383		24	24	A	18
	30.22.375		24	55	A	35
	30.22.907		110	55	B	35
	30.22.954		220	55	B	35

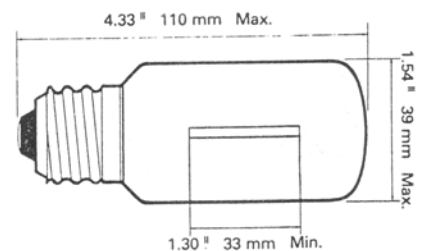
MED. BAYONET (USA)  
B22/25 x 26 (EUROPEAN)



L.C.L. 2.52" ± 0.04" / 64 ± 1 mm

TYPE USA	TYPE	PACK	Voltage	Watts	Light Intensity (in C.D)
	30.27.375		24	55	35

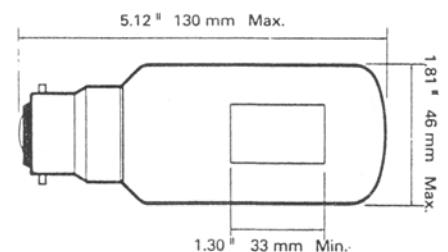
MED. SCREW (USA)  
E27/30 (EUROPEAN)



L.C.L. 2.83" ± 0.04" / 72 ± 1 mm

TYPE USA	TYPE	PACK	Voltage	Watts	Light Intensity (in C.D)
	30.22.908		110	80	65
	30.22.956		220	85	65

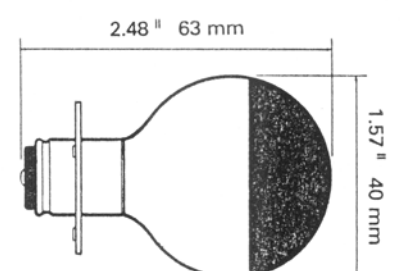
MED. BAYONET (USA)  
B22/25 x 26 (EUROPEAN)



L.C.L. 2.52" ± 0.04" / 64 ± 1 mm

TYPE USA	TYPE	PACK	Voltage	Watts	Light Intensity (in C.D)
	37.92.303		11	60	78
	37.92.457		24	60	78

P30D (EUROPEAN)



L.C.L. 1.30" ± 0.04" / 33 ± 1 mm



# Lamps for Ship Position Lanterns, clear

Line No.	Lamp No.	Volts	Watts	cd.	Base	Avr. Life (HRS)	Fig.	d (max.)	Dimensions l (max.)	a
758	3-2450 C	24	40	50	P 28 S	1,000	1	39	108	45±1,5
759	3-1150 C	110	60	50	P 28 S	1,000	2	39	108	45±2
760	3-2250 C	220	65	50	P 28 S	1,000	2	39	108	45±2
			Current approx.							
761	3-2426 Z	24	2,60	26	B 22 d	1,000	3	39	95	
762	3-1126 Z	110	0,56	26	B 22 d	1,000	3	39	95	
763	3-2226 Z	220	0,27	26	B 22 d	1,000	3	39	95	
				burning position: s 30						
764	3-1212 U	12	> 10	12	BAY 15 d	1,200	4	26	70	35±1
765	3-2412 U	24	> 10	12	BAY 15 d	1,200	4	26	70	35±1
766	3-1230 U	12	25	30	BAY 15 d	1,200	4	26	70	35±1
767	3-2430 U	24	25	30	BAY 15 d	1,200	4	26	70	35±1
				burning position: s 30, h 30						

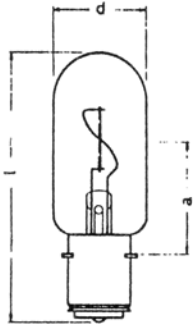


Fig. 1

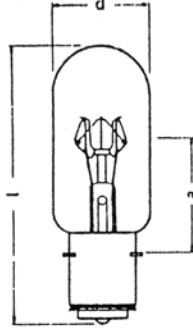


Fig. 2

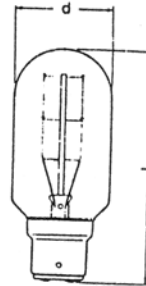


Fig. 3

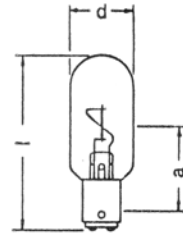
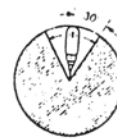


Fig. 4

**Burning position**

- admissible
- not admissible



s 30



h 30